



# FUTURE CRUISE CERTIFICATE Redemption Made Easy

In this period where time is of the essence, avoid hold times on the phone and use the simple, automated process on CruisingPower.com to locate and redeem your clients' Future Cruise Certificates (FCC). This saves time, plus makes your job planning their vacation as easy as possible.

## Redeem FCCs in 3 easy steps

### Step 1:

Use the 'Booking Tools' dropdown menu, select 'Insight' and then 'Export to Excel' to easily view a complete list of clients with FCCs and all pertinent information.

*If you don't have access to insights please contact your agency administrator.*

### Step 2:

Use Espresso® or your preferred automation tool to create the new booking.

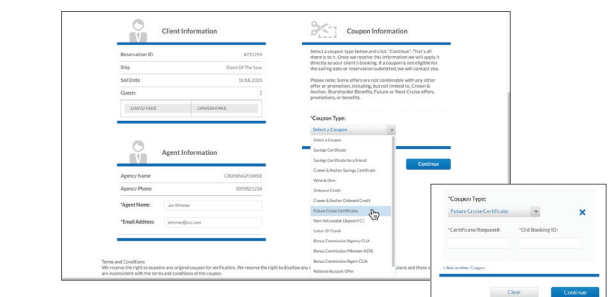
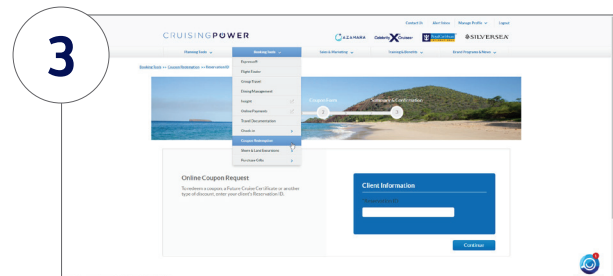
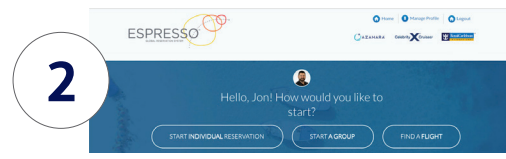
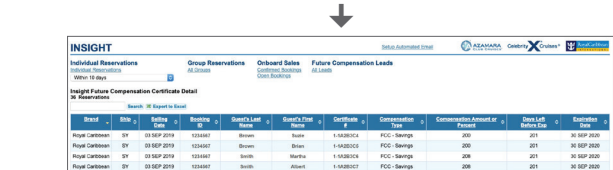

### Step 3:

Once your client's new booking is made it's time to redeem their coupon.

- After creating the new booking, use the 'Booking Tools' dropdown menu to select 'Coupon Redemption' and enter your client's information.
- Select 'Future Cruise Certificate' as the Coupon Type.
- Use the FCC number as the 'Certificate/Request #' and input your client's previous booking number.

### Then you're all set!

Please note that these requests must be submitted **one per guest per FIT booking** and it will generally take up to 14 days for the FCC to be applied to the new booking. However, due to the high volume in requests, it may take longer.



Visit [CruisingPower.com](http://CruisingPower.com) today.

